

# valerie\_

# objects

catalogue



destroyers/builders

assemble

maarten baas

inner circle

maria scarpulla

tramonti

muller van severen

alu collection\_rocking chair\_  
solo seat\_duo seat\_shelf  
n°1/2/3/4\_lighting\_cutting  
boards\_five circles\_trivets

pierric de coster

L1 floor lamp

w h i t e d i r t

artifacts





**valerie\_objects** is an Antwerp-based design label initiated by Axel Van Den Bossche and art director Veerle Wenes, combining their professional and personal tastes for all things good and beautiful.

By allowing designers, architects and artists to translate their signature style into tangible objects, **valerie\_objects** has become a unique collection of everyday items with out-of-the-box aesthetics. These are objects people truly get entangled with.



# story






## \_a conversation with founder veerle wenes



### \_How did valerie\_objects come into being?

I trained in architecture and have always been passionate about art, architecture, and design, as well as by everyday life, which is an essential source of inspiration for artists and is naturally at the heart of the designers' craft. It's this facet that I have been exploring since 2010 with my gallery valerie\_traan and with "the fabulous destiny of everyday life", an exhibition I co-curated at the Grand Hornu art centre in Belgium, which combined art and design with an open spirit.

I then started collaborating with artists like Fien Muller and Hannes Van Severen, who started their careers as designers (Muller Van Severen) with the gallery in May 2011. A few years later, I wanted to launch a more functional and affordable collection of industrial produced objects and furniture, which led to the creation of valerie\_objects. I called upon Axel Van Den Bossche, the CEO of Serax, with whom I co-founded this design label for which I remain the artistic director. Since then, valerie\_objects has been part of the Serax family together with other family members such as Ann Demeulemeester.




It was with a collection of cutlery with a distinctive design that valerie\_objects burst onto the scene in 2015. Since then, this design label has produced daring, avant-garde, democratic and functional industrial design created by emerging talents and big names alike. This bubbling and creative family was founded by Belgian gallery owner, Veerle Wenes.



**\_You launched the valerie\_ objects adventure in the spring of 2015 with a foundational collection of cutlery exhibited at the Museum of Decorative Arts in Paris...**

My first idea was to entrust designers with the task of reinterpreting everyday utensils such as cutlery. As a result, we started our collection with the cutlery by Maarten Baas, a series presented at the time as a prototype. This remains in the catalogue. Next, we expanded our offer to home accessories, furniture, lighting, and tableware in collaboration with various artists and we launched a collection of outdoor furniture earlier in 2022 with Maarten Baas.



**\_valerie\_objects aims to popularise sophisticated and desirable design. How would you define its identity?**


Our concept is very simple: we develop everyday objects with creators who have a strong identity and with whom we aspire to cooperate over the long-term. We are looking for the craft of designers who can provide us with unprecedented projects. We take risks in order to popularise the art of everyday life. I am convinced that good, durable, and timeless design objects are not generic or insipid. On the contrary, they are produced by bold designers who have a distinctive identity and a recognisable style.



**\_let's not hide the objects we use, let them be part of the interior**







**\_we live in a material world, so let's allow materials to speak**

**\_Whether Maarten Baas or Muller Van Severen, you call upon the greatest names in design as well as young designers of the future. How do you go about building this family?**

The choice of with whom to work for the label has been an intuitive one from the very beginning. While catalogue includes major names such as Muller Van Severen, Maarten Baas, destroyers/builders or BIG-GAME, we also trust lesser-known people like Maria Scarpulla. At the same time, the gallery has also been a springboard for Muller Van Severen in 2011, when they were just starting. People are not born famous. They come into the world with certain gifts, a peculiar manner of interpretation, and talent that is simply waiting to be revealed.



# designers



designers



## —white dirt

Established in 2020 by Tel Aviv native Dana Harel (1970), White Dirt is a multidisciplinary studio based in San Francisco. Harel, with a background in architecture and over two decades of art practice, envisions **White Dirt** as a bridge between everyday functionality and artistic allure. White Dirt seamlessly melds the worlds of design and art, utilizing elemental materials such as paper, brass, porcelain, and plaster. The materials' raw essence is accentuated, embodying a philosophy of metamorphosis within their forms. The studio's ethos revolves around weaving vernacular and contemporary design facets into poetic yet functional sculptures. With White Dirt, Dana Harel aims to invite individuals to engage into an almost theatrical play with objects that embody beauty, functionality, and a profound narrative.



## —pierric de coster

**Pierric De Coster** is a Belgian designer and architect residing in Antwerp. He started designing solo in 2017. Since then, De Coster conveys the philosophy of key minimalists such as Maarten Van Severen and Donald Judd. Every object takes him years to design, due to his urge to stylize every detail to the absolute limit. De Coster has already exhibited his work at valerie\_traan gallery in Antwerp and Kanal/Centre Pompidou in Brussels.

**\_authentic  
thinking  
and creative  
minds are at  
the heart of  
the label**

designers



## —muller van serveren

**Muller Van Severen** was founded in the early Spring of 2011. With both Fien Muller and Hannes Van Severen being artists, it's natural that the collection sits somewhere between design and art. The couple has been on an inspired quest for sculpturally interesting furniture objects, always including the space around it, and characterized by a careful research into their shared passion for art, architecture and materials. At the same time Muller Van Severen's designs appear to be created almost intuitively and with total effortlessness. It looks as if the designers draw with crayons in space.

After winning countless awards and collaborating with prestigious museums (such as Vitra Museum, Centre Pompidou and Musée d'Art Decorative Paris) and galleries (Galerie Kreo, Side Gallery, valerie\_traan gallery) worldwide, Muller Van Severen is considered to be one of the most image-defining European design teams of today. Their creations are globally identified in both private homes and public spaces. All of Muller Van Severen's own production pieces are handmade by small-scale fabricators and skilled artisans, with an honesty to the rawness and irregularity of the chosen material.



## —maria scarpulla

**Maria Scarpulla** (1987) is a painter and designer who's the youngest member of the artistic Italian-American Scarpulla family. She grew up in the fields of Umbria with her father Russell, an abstract painter born in New York. Although she now resides in Ghent, Belgium, the Italian landscapes and American horizons still reflect intensely in her work. Since her design debut in 2011, Scarpulla transforms nature into poetic minimalist furniture. In 2013 the design world celebrated her at Ventura Lambrate during the Designweek in Milan, with a definite breakthrough after that in 2019 initiated by a set of furniture called You Know The Way, Right. In that same year, Maria's partner Jori Hernalsteen (1987) joined her artistic practice and has been a major support ever since. Creating an enormous effect while using very little space, that is the core of Maria Scarpulla. Objects that blend easily in the room yet make a firm statement.





## — maarten baas

**Maarten Baas** is one of the most renowned European contemporary designers. He founded the base of what we call today Dutch contemporary design. There are few designers who embrace spontaneity and madness in the creative process as Baas does. In his younger years, he set priceless design classics on fire, later on he welded the most phantasmal closets of all time. After that, sketchy pencil lines on paper were brought to life. His work reveals the inner child that's hidden somewhere deep inside all of us and the design community fiercely appreciates it.



## — destroyers/builders

**destroyers/builders** is the Brussels based design studio founded by Linde Freya Tangelder in 2015. As the name suggests, Linde Freya destroys design to rebuild her own visual language. By zooming in on basic architectural shapes and materials, and translating them into minimalist designs, she gives overlooked objects the attention they deserve. The result of that research can be a unique object close to artwork, a limited series of designs or an industrial product. Whatever the material and the functionality of the piece demand. Linde Freya Tangelder is one of the founders of Belgium's highly appraised Brut collective. Early 2019 Brut received the Henry van de Velde Award for Young Talent, the most prestigious Belgian design prize. Since 2019 destroyers/builders has also been a part of the FAR collection. Far is a project by Studio Vedèt, commissioned by the renowned Nilufar Gallery and Depot in Milan.

**\_we develop everyday  
objects with creators  
who have a strong  
identity and with whom  
we aspire to cooperate  
over the long-term**



# designers product overview



# destroyers/builders

furniture  
side table

table art  
tray



p 103



p 181

# maarten baas

table art  
glassware



p 191



p 191



p 192




p 192




# maria scarpulla

lighting  
wall lamps



maria scarpulla

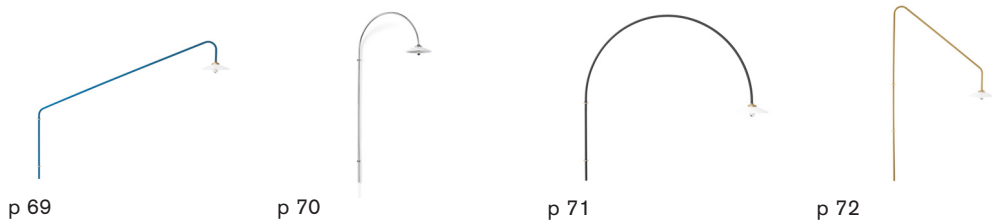


# muller van severen

furniture  
tables and chairs / seating / shelves

table art  
cutting boards / five circles / trivets

lighting  
hanging lamps / ceiling lamps / standing lamps



muller van severen





# pierric de coster

lighting  
floor lamp



p 95

p 95

# w h i t e d i r t

table art  
artifacts



p 245

p 246

p 246

p 247

p 247

p 247



# collections



# lighting

34	hanging lamps, ceiling lamps and standing lamps
38	tramonti by maria scarpulla
50	lighting by muller van severen
90	L1 floor lamp by pierric de coster

destroyers/builders

maarten baas

**maria scarpulla**

**muller van severen**

**pierric de coster**

white dirt

lighting

**hanging**

**lamps,**

**ceiling lamps,**

**standing**

**lamps**



hanging lamps, ceiling lamps, standing lamps

# tramonti by maria scarpulla

Simple yet poetic wall paintings surrounded by a halo of light: that's Tramonti Lighting in a nutshell. Maria Scarpulla, the name by which Maria Scarpulla and her partner Jori Hernalsteen (1987) design minimalist objects, started off with painting color shapes that would later become light objects. Tramonti does not swindle with the simplicity of the paintings. Even after adding the technicalities required for a lamp, the

paintings remain as they are but with a soft aureole of light added to it: hence the name Tramonti, the Italian word for sunset. Tramonti is available in five different shapes and equally different colors; deep blue, dark red, off-white, dark green, black; that can be easily combined to create a beautiful composition. There's one oval added in stainless steel to create an extra mirror-like spark.

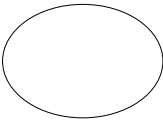





wall lamp

tramonti  
by maria scarpulla

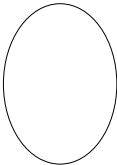
tramonto 03 black



tramonto 06 mirror



tramonto 04 red

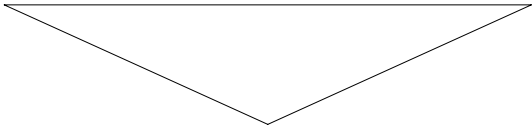


tramonto 05 green



tramonto 02 off-white

tramonto 01 blue



valerie\_objects\_tramonti



tramonti  
tramonto 01 blue



valerie\_objects\_tramonti

wall lamp

**\_simple yet  
poetic wall  
paintings  
surrounded  
by a halo  
of light.**\_\_maria scarpulla



tramonti  
tramonto 04 red



tramonti  
tramonto 06 mirror





hanging lamps, ceiling lamps, standing lamps

# tramonti

by

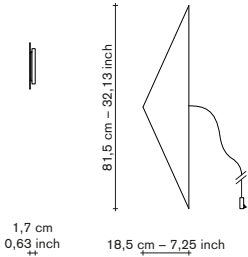
# maria

# scarpulla

tramonti —

<b>material:</b> Stainless steel Powdercoated steel / wood.	<b>technical info:</b> cable length: 5m switch: yes dimmable: yes max watt: 8W max volt: 240V bulb: included certification: II environment: indoor light source: internal LED kelvin: 2500 Kelvin IP: IP20	<b>packaging:</b> Normal packaging
---	---	---------------------------------------

## wall lamp



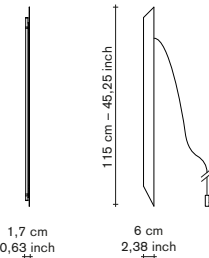
tramonto  
wall lamp 01



finishing / colours

V9022100

● blue



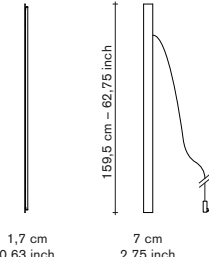
tramonto  
wall lamp 02



finishing / colours

V9022101

○ off-white



tramonto  
wall lamp 03

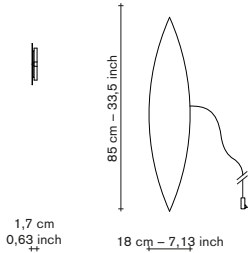


finishing / colours

V9022102

● black

# wall lamp

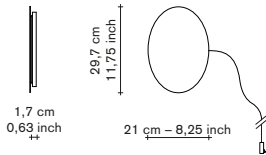


tramonto  
wall lamp 04



V9022103

finishing / colours  
● red

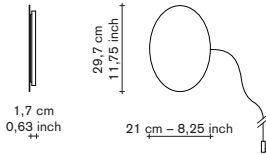


tramonto  
wall lamp 05



V9022105

finishing / colours  
● green



tramonto  
wall lamp 06



V9022104

finishing / colours  
● steel grey



hanging lamps, ceiling lamps, standing lamps

# lighting by muller van severen

Although most design lovers know of Muller Van Severen for their furniture, the design couple's story actually kicked off with the conception of these hanging lamps. "It all started out of necessity", Hannes explains. "We were working in our new home which is an old house. Above the table there wasn't a socket in the ceiling to stick a lightbulb in, so we designed a lamp that could hang from the wall". Like all Muller Van Severen's furniture,

the lamps add a sober but colorful line to the interior. On one hand the sober design doesn't draw too much attention, on the other hand its playful character does tingle the eye. The lamps create space rather than filling it up.

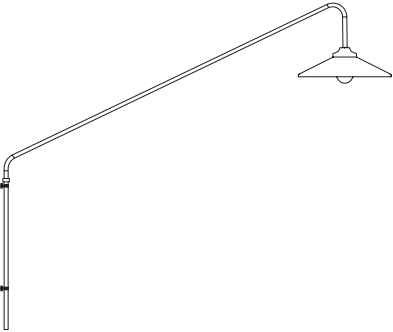


hanging lamp  
n°1/2/3/4/5

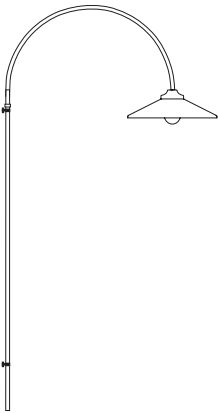


valerie\_objects\_hanging lamp n°1/2/3/4/5

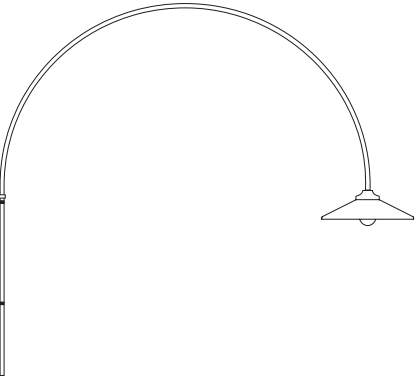
lighting  
hanging lamp n°2 brass  
hanging lamp n°5 green  
hanging lamp n°3 menie red  
hanging lamp n°4 blue  
hanging lamp n°1 blue



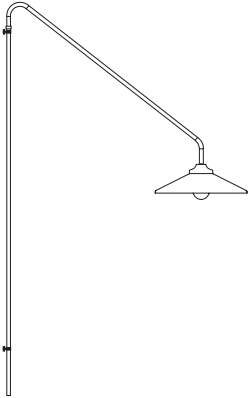
n°1



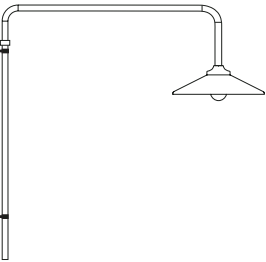
n°2



n°3



n°4



n°5

hanging lamp  
by muller van severen

lighting  
hanging lamp n°3 black  
hanging lamp n°4 blue  
hanging lamp n°1 unlacquered steel  
hanging lamp n°4 green



valerie\_objects\_hanging lamp n°1/2/3/4/5



**\_In celebration of its  
tenth anniversary,  
valerie\_objects is  
reissuing the hanging  
lamps – a global bestseller  
and lighting icon.**

hanging lamp  
by muller van severen

lighting  
hanging lamp n°5  
chromed steel

lighting  
hanging lamp n°3  
chromed steel



lighting  
hanging lamp n°5  
chromed steel

valerie\_objects\_hanging lamp n°1/2/3/4/5





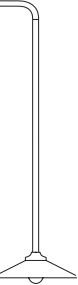


ceiling lamp  
n°1/2/3/4/5

valerie\_objects\_ceiling lamp n°1/2/3/4/5



lighting  
ceiling lamp n°1 brass  
ceiling lamp n°2 brass  
ceiling lamp n°3 brass



n°1


lighting  
ceiling lamp n°4 brass  
ceiling lamp n°5 black

ceiling lamp  
by muller van severen

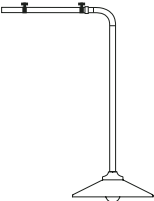
lighting  
ceiling lamp n°4 ivory  
ceiling lamp n°5 ivory



lighting  
ceiling lamp n°1 black  
ceiling lamp n°1 brass



n°2



n°3

valerie\_objects\_ceiling lamp n°1/2/3/4/5

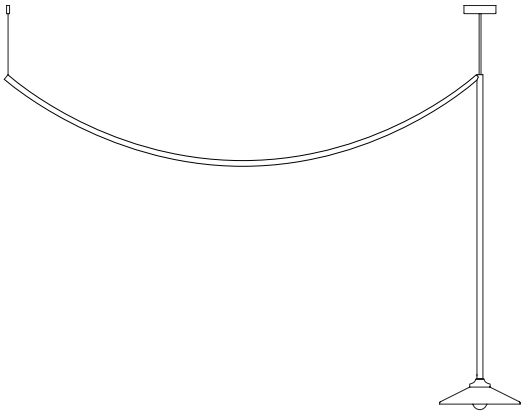
lighting  
ceiling lamp n°5 green  
ceiling lamp n°5 brass  
ceiling lamp n°4 red  
ceiling lamp n°5 black



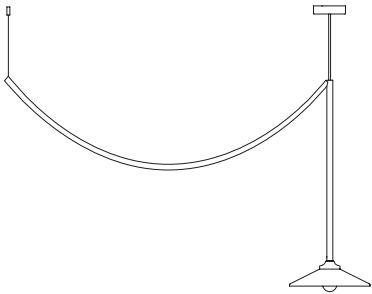
ceiling lamp  
by muller van severen

\_we want to make  
people look at the  
architecture of the  
home again, at  
the walls and the  
ceiling. these lamps  
lead the eye.\_muller  
van severen

lighting  
ceiling lamp n°1 black  
ceiling lamp n°3 black  
ceiling lamp n°2 brass  
standing lamp n°1 brass



n°4



n°5









standing lamp  
n°1

\_we always say:  
colour is a material.

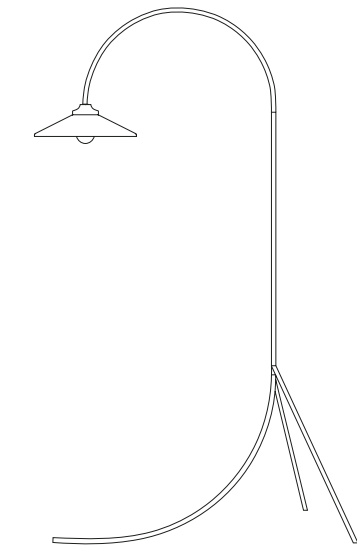
muller  
van severen



valerie\_objects\_standing lamp n°1

lighting  
standing lamp n°1 green

standing lamp  
by muller van severen



lighting  
standing lamp n°1 brass  
standing lamp n°1 black

valerie\_objects\_standing lamp n°1



standing lamp  
marble n°1 & 2



valerie\_objects\_standing lamp n°1



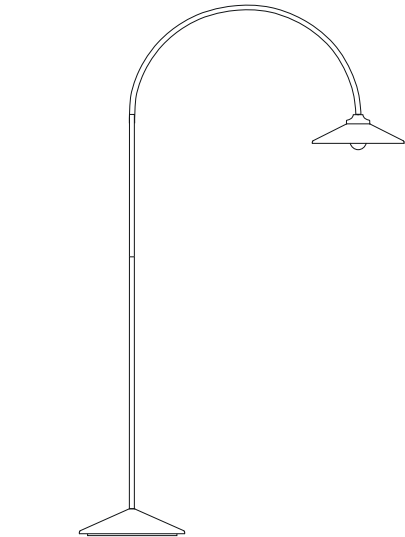

**\_although this lamp looks pretty sober and stylized, it adds a romantic feeling to the room. It reminds us of the light under a street lantern.**

muller  
van severen

standing lamp  
by muller van severen



lighting  
standing lamp n°1 brass  
standing lamp n°1 black



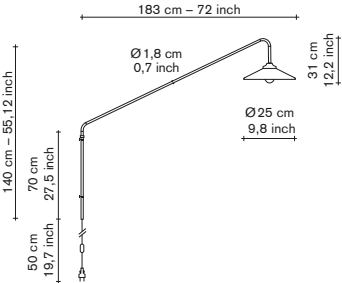
valerie\_objects\_standing lamp n°1

hanging lamps, ceiling lamps, standing lamps


# lighting by muller van severen

hanging lamp —		
<b>material:</b> Frame in steel or brass tube (18 MM), powder coated finish, wall brackets and lamp socket have a brass color, lamp shade in white milk glass.	<b>technical info:</b> Cable length: 2m switch: yes, handswitch dimmable: no max watt: 5W max volt: 240V bulb: included certification: I environment: indoor light source: E27 kelvin: 2700 Kelvin IP: IP20	<b>packaging:</b> Normal packaging

## hanging lamp



hanging lamp n°1



finishing / colours

V9015014BD

● blue



finishing / colours

V9015014CD

● curry



finishing / colours

V9015014GD

● green



finishing / colours

V9015014MD

● brass

dimensions

W163 H140 cm

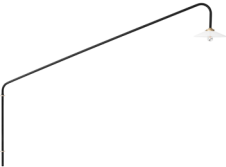
W64,17 H55,12 inch



finishing / colours

V9015014UD

● unlacquered steel



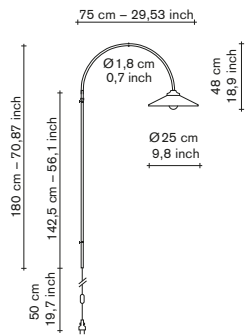
finishing / colours

V9015014ZD











● black



# hanging lamp











hanging lamp n°2

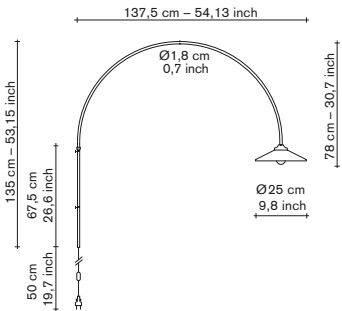
	<b>finishing / colours</b> V9015015-806  chromed steel
	<b>finishing / colours</b> V9015015BD  blue
	<b>finishing / colours</b> V9015015CD  curry
	<b>finishing / colours</b> V9015015GD  green
	<b>finishing / colours</b> V9015015MD  brass

# hanging lamp

hanging lamp n°2

	<b>finishing / colours</b> V9015015UD  unlacquered steel
	<b>finishing / colours</b> V9015015ZD  black
	<b>finishing / colours</b> V9022015ID  ivory
	<b>finishing / colours</b> V9022015RD  menie red

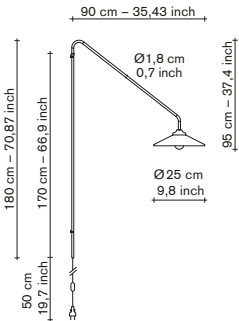
# hanging lamp



hanging lamp n°3

	<b>finishing / colours</b> V9015030-806 <span>●</span> chromed steel
	<b>finishing / colours</b> V9015030ID <span>●</span> ivory
	<b>finishing / colours</b> V9015030RD <span>●</span> menie red
	<b>finishing / colours</b> V9015030ZD <span>●</span> black

# hanging lamp

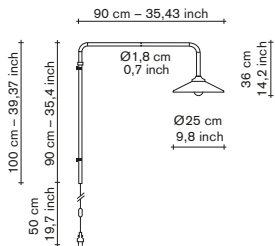


hanging lamp n°4

	<b>finishing / colours</b> V9015031BD <span>●</span> blue
	<b>finishing / colours</b> V9015031MD <span>●</span> brass
	<b>finishing / colours</b> V9015031ZD <span>●</span> black






# hanging lamp



hanging lamp n°5

	<div>finishing / colours</div> <div>V9015032-806 <span>●</span> chromed steel</div>
	<div>finishing / colours</div> <div>V9015032BD <span>●</span> blue</div>
	<div>finishing / colours</div> <div>V9015032GD <span>●</span> green</div>
	<div>finishing / colours</div> <div>V9015032ID <span>●</span> ivory</div>

	<div>finishing / colours</div> <div>V9015032MD <span>●</span> brass</div>
	<div>finishing / colours</div> <div>V9015032ZD <span>●</span> black</div>
	<div>finishing / colours</div> <div>V9022032RD <span>●</span> menie red</div>

hanging lamps, ceiling lamps, standing lamps

# lighting by muller van severen

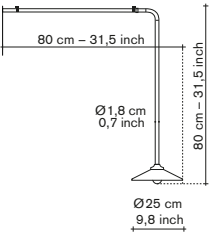
ceiling lamp —

**material:**  
Frame in steel or brass  
tube (18 MM), powder  
coated finish, lamp  
socket has a brass color,  
lamp shade in white milk  
glass.

**technical info:**  
Cable length: 1,5m  
switch: no  
dimmable: no  
max watt: 5W  
max volt: 240V  
bulb: included  
certification: I  
environment: indoor  
light source: E27  
kelvin: 2700 Kelvin  
IP: IP20

**packaging:**  
Normal packaging

## ceiling lamp



ceiling lamp n°1



finishing / colours

V9018001MD

● brass



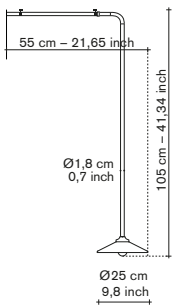
finishing / colours

V9018001ZD

● black



# ceiling lamp



ceiling lamp n°2



finishing / colours

V9018002MD

● brass

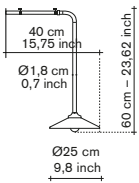


finishing / colours

V9018002ZD

● black

# ceiling lamp



ceiling lamp n°3



finishing / colours

V9018003MD

● brass

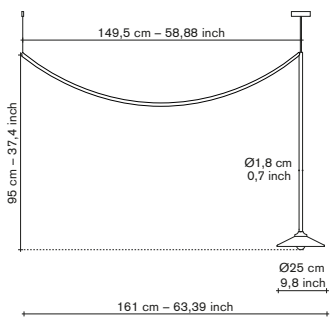


finishing / colours






V9018003ZD

● black

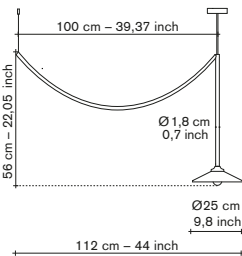
# ceiling lamp








ceiling lamp n°4

	V9020600GD	finishing / colours ● green
	V9020600ID	finishing / colours ● ivory
	V9020600MD	finishing / colours ● brass
	V9020600RD	finishing / colours ● red
	V9020600ZD	finishing / colours ● black

# ceiling lamp



ceiling lamp n°5

	V9020601GD	finishing / colours ● green
	V9020601ID	finishing / colours ● ivory
	V9020601MD	finishing / colours ● brass
	V9020601RD	finishing / colours ● red
	V9020601ZD	finishing / colours ● black



hanging lamps, ceiling lamps, standing lamps

# lighting by muller van severen

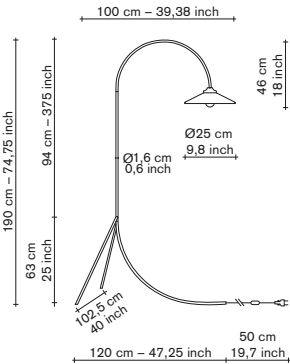
standing lamp n°1 —

**material:**  
Frame in steel or brass  
tube (16 MM), powder  
coated finish, lamp  
socket has a brass color,  
lamp shade in white milk  
glass.

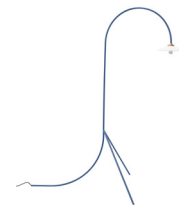
**technical info:**  
cable length: 2m  
switch: yes, footswitch  
dimnable: no  
max watt: 5W  
max volt: 240V  
bulb: included  
certification: II  
environment: indoor  
light source: E27  
kelvin: 2700 Kelvin  
IP: IP20

**packaging:**  
Normal packaging

## standing lamp



standing lamp n°1



finishing / colours

V9015013B


● blue



finishing / colours

V9015013C

● curry



finishing / colours

V9015013G

● green



finishing / colours

V9015013LG

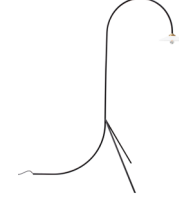
● light grey



finishing / colours

V9015013M

● brass



finishing / colours

V9015013Z

● black

hanging lamps, ceiling lamps, standing lamps

# lighting by muller van severen

standing lamp marble —

**material:**

Frame in steel tube (18 MM), powder coated finish, lamp socket has a brass color, lamp shade in white milk glass, base in marble.

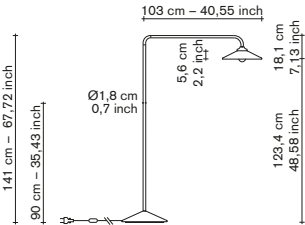
**technical info:**

Cable length: 1,5m  
switch: yes, footswitch  
dimnable: yes  
max watt: 5W  
max volt: 240V  
bulb: included  
certification: I  
environment: indoor  
light source: E27  
kelvin: 2700 Kelvin  
IP: IP20

**packaging:**

Normal packaging

## standing lamp



standing lamp marble n°1



**finishing / colours**

V9023001-004 ● ivory



**finishing / colours**

V9023001-300 ● red



**finishing / colours**

V9023001-302 ● menie red



**finishing / colours**

V9023001-500 ● green

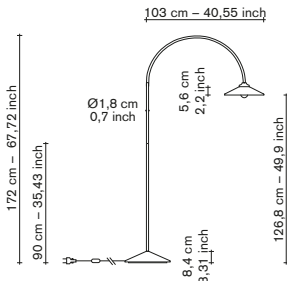


**finishing / colours**

V9023001-900 ● black



# standing lamp



standing lamp marble n°2



finishing / colours

V9023002-001

ivory



finishing / colours

V9023002-300

red



finishing / colours

V9023002-302

menie red



finishing / colours

V9023002-500

green



finishing / colours

V9023002-900

black





hanging lamps, ceiling lamps, standing lamps


# L1 floor lamp by pierric de coster

valerie\_objects presents a light object designed by the young Belgian designer-architect Pierric De Coster. De Coster carries the heritage of the minimalists deep in his heart. Every design object is stylized to the absolute very limit. This is also the case for this L1 floor lamp, of which the shape consists of nothing more than two slender tubes. One cylinder sheds light on the other; which in turn reflects the light again.


The result: a vertical sculpture with a zephyr glow floating in the middle. L1 measures 187 centimeters, the exact length of its maker, and is assembled out of aluminium, a material one can manipulate down to the millimeter. De Coster's goal is to create a tension within space with an absolute minimum of means. With this floor lamp he might have reached his height. This is a true minimalistic totem.



L1 floor lamp



valerie\_objects\_L 1 floor lamp



\_every design object is stylized  
to the absolute very limit.

—pierric  
de coster

L1 floor lamp  
by pierric de coster



L1 floor lamp  
L1 lamp alu  
L1 lamp white

valerie\_objects\_L 1 floor lamp





hanging lamps, ceiling lamps, standing lamps

# L1 floor lamp

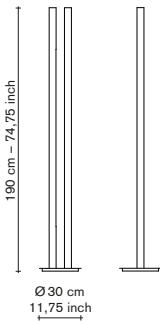
by

pierric

de coster

L1 floor lamp —		
<b>material:</b> Aluminium	<b>technical info:</b> cable length: 1,8m switch: yes dimmable: yes max watt: 6W max volt: 240V bulb: included certification: I environment: indoor light source: internal LED kelvin: 2500 Kelvin IP: IP20	<b>packaging:</b> Normal packaging

## floor lamp



L1  
floor lamp

	V9022111	<b>finishing / colours</b> <input type="radio"/> white
	V9022112	<b>finishing / colours</b> <input checked="" type="radio"/> steel grey







# furniture

<b>100</b>	<b>tables, chairs and stools</b>
102	assemble side table by destroyers/builders
110	alu collection by muller van severen
<b>144</b>	<b>seating</b>
146	rocking chair, solo seat, duo seat by muller van severen
<b>168</b>	<b>shelves</b>
170	shelf n°1/2/3/4 by muller van severen

**destroyers/builders**

**maarten baas**

maria scarpulla

**muller van severen**

pierric de coster

w h i t e dirt

furniture

**tables,  
chairs  
and stools**



tables, chairs and stools

# assemble side table by destroyers/ builders

The Assemble accessories provoke the same hot and cold juxtaposition. The brushed aluminium of the side tables being the cold against the warm backdrop of soft and rounded cushions of the assemble sofa.



side table

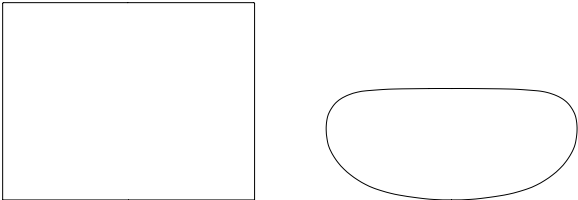


**assemble**  
side table aluminium  
corner seat sevo grey  
deco cushion 3 sevo rust  
etage shelf brass

**\_i zoom in on  
the elements  
that most  
architects try  
to keep out of  
sight.**—destroyers/  
builders



**assemble**  
by destroyers/builders



**assemble**  
ottoman gijon grey  
corner seat gijon grey  
2 seat sofa gijon grey  
deco cushion 3 sevo rust





# assemble side table by destroyers/ builders

assemble  
side table —

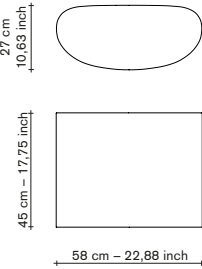
**material:**  
Natural aluminium,  
manually brushed  
aluminium, protected  
with beeswax. showing  
the beauty of aluminium.

**maintenance:**  
Stain removal: for quick  
removal of contaminants  
on aluminium surfaces,  
apply a glass cleaner  
with a clean, soft cloth  
and subsequently wipe  
the surface dry with a  
soft cloth. Always clean  
metal surfaces gently  
and without scrubbing so  
that the surface is not  
scratched. Never use  
cleaners containing  
granular substances,  
acetic acid or citric acid.

**packaging:**  
Normal packaging

## side table

assemble  
side table



**finishing / colours**

V9020411

● aluminum







tables, chairs and stools

# alu collection by muller van severen

The renowned design couple Muller Van Severen designed their alu chair back in 2015 as an outdoor chair for Anne Holtrop's Bahrain pavilion at the World Expo in Milan. Since then, it has become one of the favourite models for architects and design fans with a heart for playful minimalism. Although it is originally conceived as an outdoor chair, many have already given it a place inside their homes. The success of this chair is credited

to its light weight and its typical Muller Van Severen signature. The carefully selected colours are applied with a UV-protective lacquer, in order to maintain their brightness. The uncoated aluminum frame shines wonderfully in the sun.



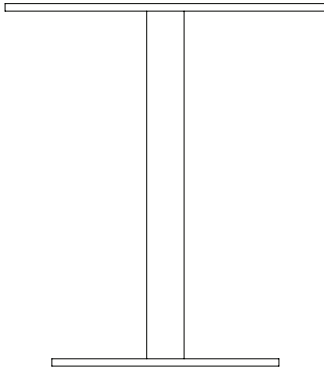


round & square  
table S



**alu collection**  
round table S aluminium  
alu chair ivory\_ivory  
alu chair white\_white  
alu chair ivory\_white  
alu chair white\_ivory

valerie\_objects\_alu collection



alu collection  
by muller van severen

**alu collection**  
round table S aluminium  
alu chair ivory\_ivory  
alu chair white\_white  
alu chair ivory\_white  
alu chair white\_ivory



**\_just like all our objects,  
it is designed to last at least  
a lifetime or more.** —muller  
van severen



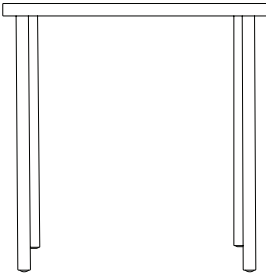
dining  
table S

alu collection  
dining table S green  
dining table S ivory





valerie\_objects\_alu collection

valerie\_objects\_alu collection




dining  
table M

alu tables  
by muller van severen



alu collection  
dining table M yellow  
dining table M ivory



valerie\_objects\_alu collection


valerie\_objects\_alu collection



dining  
table L

alu tables  
by muller van severen

valerie\_objects\_alu collection



alu collection  
dining table L pink  
dining table L ivory

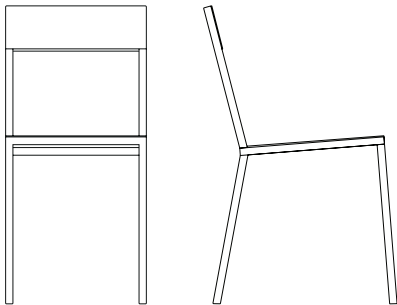


# alu chair

- alu collection
- alu chair ivory\_ivory
- alu chair white\_white
- alu chair ivory\_white
- alu chair white\_ivory
- alu chair green\_white
- alu chair blue\_green
- round table S aluminium



valerie\_objects\_alu collection





**\_with these chairs you can  
create a very playful or a more  
sober space, depending on what  
palette you chose.**

muller  
van severen

alu collection  
alu chairs



alu collection  
alu chair white\_yellow

alu collection  
by muller van severen



alu collection  
alu chair ivory\_ivory  
alu chair white\_white  
alu chair ivory\_white  
alu chair white\_ivory





alu collection  
by muller van severen



alu collection  
alu chairs

**\_you can actually create  
a landscape of colors  
with these chairs.**\_\_muller  
van severen



tables, benches, chairs and stools

# alu collection

## by muller

## van severen

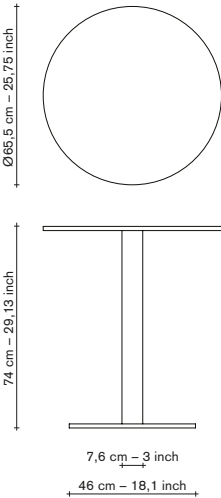
alu round table S —

**material:**  
Manually brushed  
aluminium, protected  
with beeswax.

**maintenance:**  
Use a soft, damp cloth  
to clean. This natural  
protection of beeswax  
needs to be done  
regularly to be outdoor  
protected.

**packaging:**  
Normal packaging

### round table S



round table S

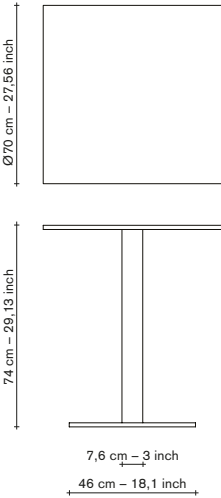


finishing / colours

V9016034A

● aluminium

square table S



finishing / colours

V9024200A

● aluminium

tables, benches, chairs and stools

# alu collection

## by muller

## van severen

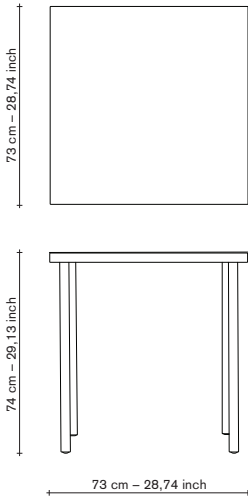
alu table S, M, L —

**material:**  
Base: alu square tubes  
with transparent powder  
coating.  
Top: powder coated  
aluminium.

**maintenance:**  
Use a soft, damp cloth to  
clean. No detergents.

**packaging:**  
Normal flat packaging

## dining table S



alu tables  
dining table S



V9023200-004

**finishing / colours**

- aluminium - frame
- ivory - top



V9023200-500

**finishing / colours**

- aluminium - frame
- green - top



# dining table M

alu tables  
dining table M



V9023201-004

- finishing / colours
- aluminium - frame
  - ivory - top



V9023201-200

- finishing / colours
- aluminium - frame
  - yellow - top

# dining table L

alu tables  
dining table L



V9023202-004

- finishing / colours
- aluminium - frame
  - ivory - top



V9023202-400

- finishing / colours
- aluminium - frame
  - pink - top

tables, benches, chairs and stools

# alu collection

## by muller

## van severen

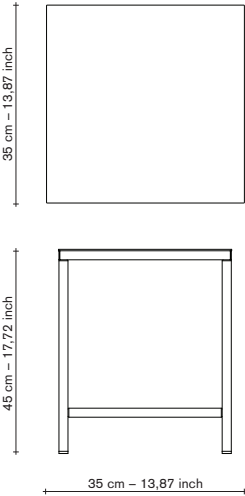
alu stool S, M, L —

**material:**  
Base: alu square tubes  
with transparent powder  
coating.  
Top: powder coated  
aluminium.

**maintenance:**  
Use a soft, damp cloth to  
clean. No detergents.

**packaging:**  
Normal flat packaging

## bar stool S



bar stool S



finishing / colours

- V9025200-004
- aluminium - frame
  - ivory - top



finishing / colours

- V9025200-400
- aluminium - frame
  - pink - top



finishing / colours

- V9025200-500
- aluminium - frame
  - green - top

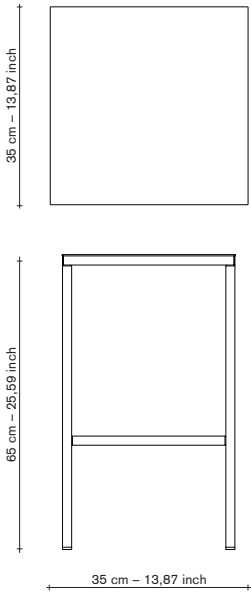


finishing / colours

- V9025200-800
- aluminium - frame
  - aluminium - top



# bar stool M



bar stool M



finishing / colours

V9025201-004

- aluminium - frame
- ivory - top



finishing / colours

V9025201-400

- aluminium - frame
- pink - top



finishing / colours

V9025201-500

- aluminium - frame
- green - top

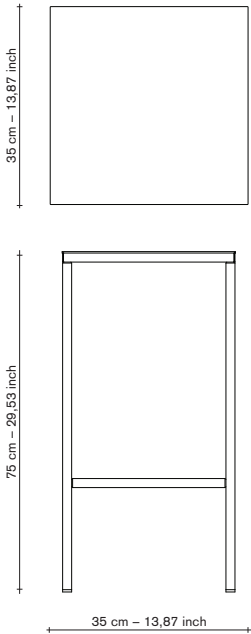


finishing / colours

V9025201-800

- aluminium - frame
- aluminium - top

# bar stool L



bar stool L



finishing / colours

V9025202-004

- aluminium - frame
- ivory - top



finishing / colours

V9025202-400

- aluminium - frame
- pink - top



finishing / colours

V9025202-500

- aluminium - frame
- green - top



finishing / colours

V9025202-800

- aluminium - frame
- aluminium - top

tables, benches, chairs and stools

# alu collection

## by muller

## van severen

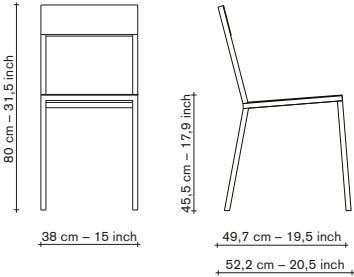
alu chair —

**material:**  
Manually brushed  
aluminium frame  
in square tubes,  
V9021002/003 have  
powder coated finish  
Seat and back in  
aluminium sheets,  
V9021001/002/003 oak  
wood seat and back.

**maintenance:**  
Use a soft, damp cloth  
to clean. No detergents.  
V9021001/002/003  
indoor use only.

**packaging:**  
Normal packaging

## chair



alu chair  
wood



- finishing / colours**
- aluminium - frame
  - oak - seat
  - oak - back



V9021002

- finishing / colours**
- green - frame
  - oak - seat
  - oak - back



V9021003

- finishing / colours**
- off-white - frame
  - oak - seat
  - oak - back



chair

alu chair  
aluminium

	V9016035A	<div>finishing / colours</div> <div><div></div> aluminium - frame</div> <div><div></div> yellow - seat</div> <div><div></div> pink - back</div>
---	-----------	---





chair

alu chair  
aluminium

	V9016035F	<div>finishing / colours</div> <div><div></div> aluminium - frame</div> <div><div></div> burgundy - seat</div> <div><div></div> pink - back</div>
--	-----------	---

# chair

alu chair  
aluminium

	V9016035G	<b>finishing / colours</b> <ul style="list-style-type: none"><li>● aluminium - frame</li><li>○ white - seat</li><li>● ivory - back</li></ul>
	V9016035O	<b>finishing / colours</b> <ul style="list-style-type: none"><li>● aluminium - frame</li><li>○ white - seat</li><li>○ white - back</li></ul>
	V9016035P	<b>finishing / colours</b> <ul style="list-style-type: none"><li>● aluminium - frame</li><li>● ivory - seat</li><li>● ivory - back</li></ul>
	V9016035Q	<b>finishing / colours</b> <ul style="list-style-type: none"><li>● aluminium - frame</li><li>● ivory - seat</li><li>○ white - back</li></ul>







**destroyers/builders**

maarten baas

maria scarpulla

**muller van severen**

pierric de coster

w h i t e dirt

furniture

**seating**



seating

# rocking chair, solo seat, duo seat by muller van severen

Just like other Muller Van Severen furniture, it is the visual lightness that makes these seats so appealing. The background behind the furniture remains visible and continues to play a role in the aesthetics of the living space. "We don't like covering up the room with furniture." Hannes Van Severen says. Visual clarity above all.





rocking chair  
leather

valerie\_objects\_rocking chair



seating  
rocking chair green\_leather  
rocking chair red\_leather  
rocking chair brass\_leather



rocking chair, solo seat, duo seat  
by muller van severen



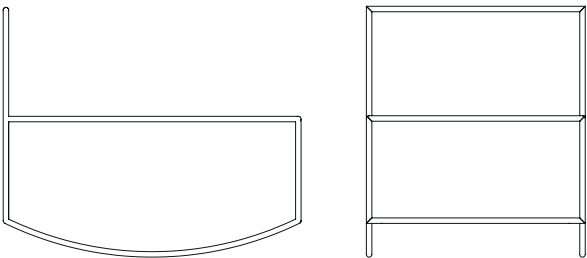
valerie\_objects\_rocking chair



rocking chair  
linen

valerie\_objects\_rocking chair

seating  
rocking chair white\_red  
rocking chair brass\_pink





rocking chair

valerie\_objects\_rocking chair

seating  
rocking chair mustard\_yellow  
rocking chair green\_leather




rocking chair, solo seat, duo seat  
by muller van severen

\_that’s what  
design should  
do: tie the room  
together to  
create one story:  
the tale of the  
owner. \_muller  
van severen

seating  
rocking chair white\_red  
rocking chair brass\_pink  
rocking chair mustard\_yellow  
rocking chair green\_leather

valerie\_objects\_rocking chair

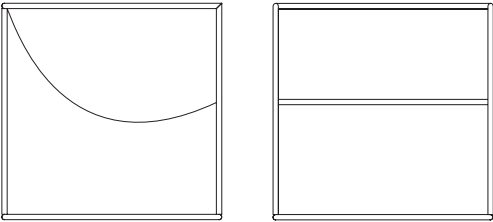


seating  
rocking chair green\_leather  
rocking chair brass\_leather  
rocking chair red\_leather





solo seat  
leather



rocking chair, solo seat, duo seat  
by muller van severen



valerie\_objects\_solo seat

valerie\_objects\_solo seat

seating  
solo seat white\_leather  
solo seat red\_leather






duo seat  
linen

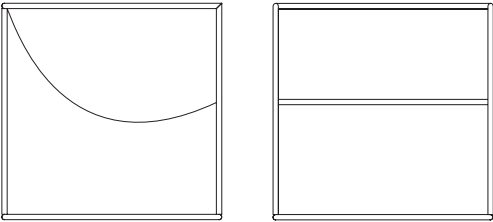


seating  
duo seat red\_pink  
duo seat blue\_green





solo seat  
& rocking chair  
outdoor




rocking chair, solo seat, duo seat  
by muller van severen



valerie\_objects\_solo seat

valerie\_objects\_solo seat

seating  
solo seat white\_leather  
solo seat red\_leather



# rocking chair, solo seat, duo seat by muller van severen

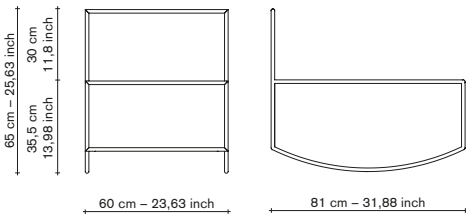
rocking chair, solo seat, duo seat —

**material:**  
— **rocking chair**  
Frame in steel, powder coated finish or brass  
Fabric is 100% linen or 100% natural leather  
— **solo seat**  
Frame in steel, powder coated finish  
100% natural leather  
— **duo seat**  
Frame in steel, powder coated finish  
Fabric is 100% linen

**maintenance:**  
Powder-coated surfaces should be cleaned with aqueous solutions made from pH-neutral (pH 5-8) detergents or cleaning products and soft, non-abrasive cloths, rags or industrial cotton batting. Always clean metal surfaces gently and without scrubbing so that the surface is not scratched. Never use cleaners containing granular substances, acetic acid or citric acid.  
  
The leather is tanned in traditional methods to maintain its natural colour and soft feel. Over time the leather will acquire a patina and may also darken due to UV-light.

**packaging:**  
Normal packaging

## rocking chair



rocking chair



V9015018

**finishing / colours**  
● green - frame  
● leather - seat



V9018020

**finishing / colours**  
● red - frame  
● leather - seat



V9015021

**finishing / colours**  
● brass - frame  
● pink - seat



solo seat



solo seat



V9018021


finishing / colours

●

red - frame

●

leather - seat



V9018022

finishing / colours

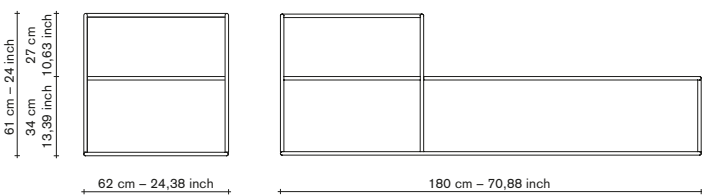
○

white - frame

●

leather - seat

duo seat



duo seat



V9015017BG


finishing / colours

●

mustard - frame

●

blue - left seat / green right seat



V9015017RP

finishing / colours

●

mustard - frame

●

pink - left seat / red right seat

seating outdoor

# rocking chair & solo seat by muller van severen

rocking chair & solo seat —

material:

— frame

Stainless steel

— seat

Natural, vegetable-tanned leather with a 100% smooth grain

maintenance:

Always clean metal surfaces gently and without scrubbing so that the surface is not scratched. Never use cleaners containing granular substances, acetic acid or citric acid.

Leather is sensitive to natural elements: water, oil, heat, light, and environments that are too humid or too dry. Protect it from prolonged exposure to intense light and heat (direct sunlight, on a radiator, etc.), which may alter the colour.

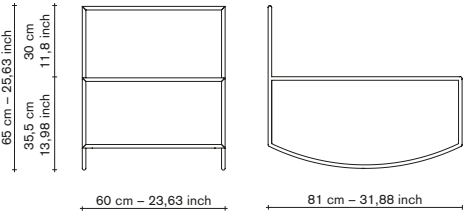
After contact with water, wipe with a soft, lint-free absorbent cloth. Cleaning with solvents or chemicals is not recommended. Home remedies to darken the leather such as mink oil, saddle soap, leather lotions, or substances of any kind should be avoided. These chemicals can compromise the quality and integrity of the leather as it wears in time. If the leather gets stained before the patina develops, do not try to clean it. Let it darken and stains will fade among the colour.

Some materials can leave permanent marks on leather: ink, oily products, perfume and alcohol-based products. Repeated contact with raw or dark textiles can also have undesirable effects on leather.

packaging:

Normal packaging

## rocking chair



rocking chair



finishing / colours

- V9025001-001
- stainless steel - frame
  - white - seat



finishing / colours

- V9025001-200
- stainless steel - frame
  - yellow - seat



finishing / colours

- V9025001-400
- stainless steel - frame
  - pink - seat



finishing / colours

- V9025001-500
- stainless steel - frame
  - green - seat



finishing / colours

- V9025001-602
- stainless steel - frame
  - light blue - seat



# solo seat

solo seat



V9025002-001

- finishing / colours
- stainless steel - frame
  - white - seat



V9025002-200

- finishing / colours
- stainless steel - frame
  - yellow - seat



V9025002-400

- finishing / colours
- stainless steel - frame
  - pink - seat



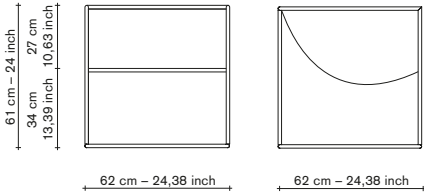
V9025002-500

- finishing / colours
- stainless steel - frame
  - green - seat



V9025002-602

- finishing / colours
- stainless steel - frame
  - light blue - seat









**destroyers/builders**

maarten baas

maria scarpulla

**muller van severen**

pierric de coster

w h i t e dirt

furniture

**shelves**

shelves

# shelf n°1/2/3/4 by muller van severen

After designing highly stylized cabinets, tables, chairs and others, Muller Van Severen now tackles the most elementary of furniture: the shelf. With shelf n°1/2/3/4, a series of four pieces with varying lengths between 75 centimeters and two meters, Muller Van Severen takes the shelf back to its bare essence. Shelf consists solely of one steel plate and nothing more. Even the brackets are laser-cut flaps on the edge of the plate itself, folded upward

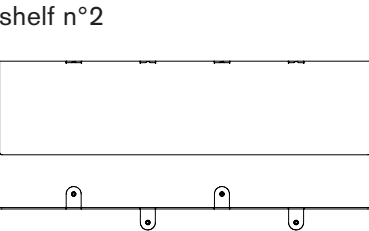
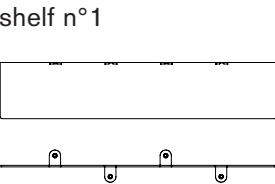
and downward, discarding any visual obstructions. Shelf is available in five refined colors: mustard, cream white, light grey, anthracite and brick red.





shelf  
n°1/2/3/4

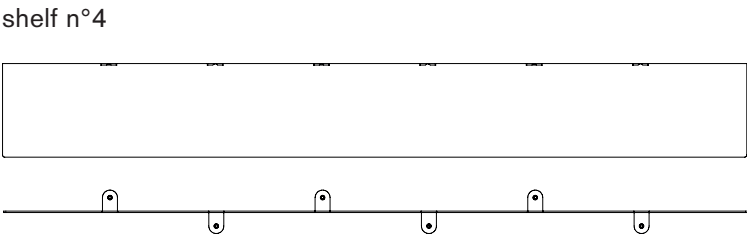
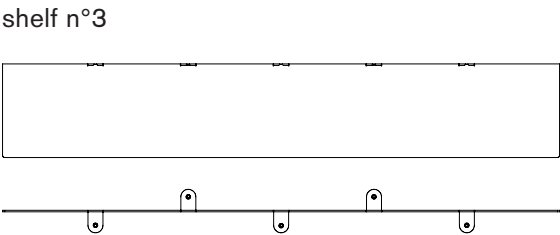
valerie\_objects\_shelf n°1/2/3/4



shelf n°1/2/3/4  
shelf n°1 brass  
shelf n°1 black

shelf n°1/2/3/4  
by muller van severen

shelf n°1/2/3/4  
shelf n°1 brass



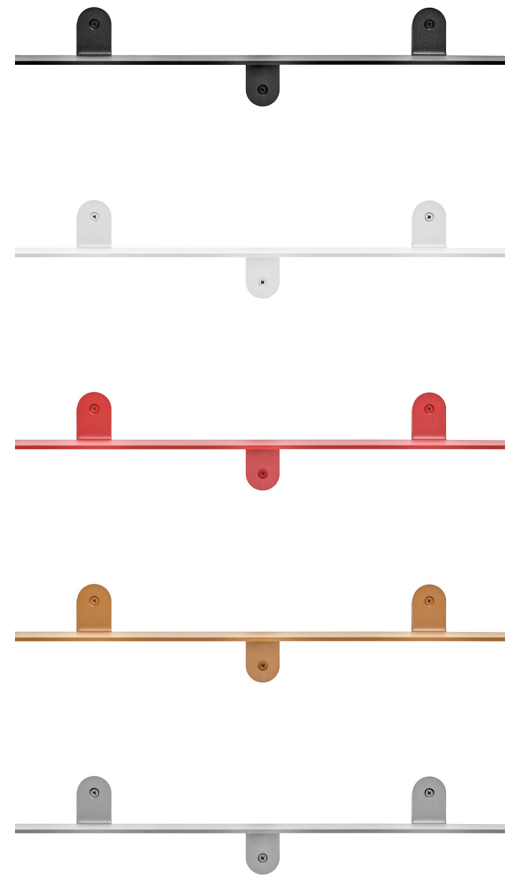
valerie\_objects\_shelf n°1/2/3/4





174

shelf n°1/2/3/4  
by muller van severen



175



# shelf

## n°1/2/3/4

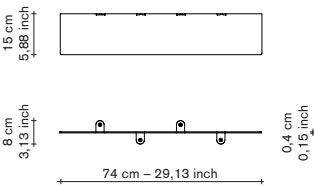
by

# muller







# van severen

shelf n°1/2/3/4 —

- material:**  
Steel (4MM), powder coated finish, except V9018100U = brass (3MM).
- maintenance:**  
Powder-coated surfaces should be cleaned with aqueous solutions made from pH-neutral (pH 5-8) detergents or cleaning products and soft, non-abrasive cloths, rags or industrial cotton batting. Always clean metal surfaces gently and without scrubbing so that the surface is not scratched. Never use cleaners containing granular substances, acetic acid or citric acid.
- packaging:**  
Normal packaging








shelf n°1

	V9017100LG	finishing / colours ● light grey
	V9017100MU	finishing / colours ● mustard
	V9017100R	finishing / colours ● red
	V9017100W	finishing / colours ○ white
	V9017100Z	finishing / colours ● black
	V9018100U	finishing / colours ● brass

shelf








shelf n°2

	<div>finishing / colours</div> <div>V9017101LG●light grey</div>
	<div>finishing / colours</div> <div>V9017101MU●mustard</div>
	<div>finishing / colours</div> <div>V9017101R●red</div>
	<div>finishing / colours</div> <div>V9017101W○white</div>
	<div>finishing / colours</div> <div>V9017101Z●black</div>

shelf

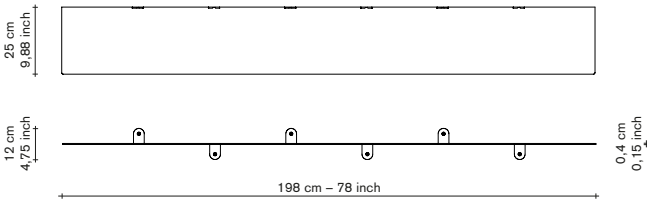


shelf n°3






	<div>finishing / colours</div> <div>V9017102LG●light grey</div>
	<div>finishing / colours</div> <div>V9017102MU●mustard</div>
	<div>finishing / colours</div> <div>V9017102R●red</div>
	<div>finishing / colours</div> <div>V9017102W○white</div>
	<div>finishing / colours</div> <div>V9017102Z●black</div>




shelf



shelf n°4

	<div>finishing / colours</div> <div>V9017103LG <div>● light grey</div> </div>
	<div>finishing / colours</div> <div>V9017103MU <div>● mustard</div> </div>
	<div>finishing / colours</div> <div>V9017103R <div>● red</div> </div>
	<div>finishing / colours</div> <div>V9017103W <div>○ white</div> </div>
	<div>finishing / colours</div> <div>V9017103Z <div>● black</div> </div>





# table art

---

186 glassware and trays

188 alu tray assemble  
by destroyers/builders

196 inner circle  
by maarten baas

---

206 kitchen accessories

208 cutting boards  
by muller van severen

220 circles  
by muller van severen

232 trivets  
by muller van severen

240 artifacts  
by w h i t e dirt

**destroyers/builders**

**maarten baas**

maria scarpulla

muller van severen

pierric de coster

w h i t e dirt

table art

**glassware  
and trays**



glassware and trays


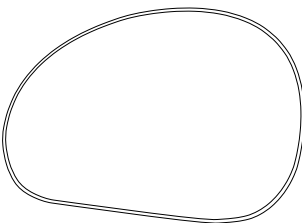
# alu tray by destroyers/ builders

Within the works of destroyers/builders an interaction between the furniture pieces exist in an overarching inspiration; found in architectural elements, materials or building techniques. The aluminium tray brings a sensual touch into industrial form language.





tray



assemble  
by destroyers/builders



assemble  
alu tray  
corner seat bangar sand  
ottoman bangar sand



# alu tray

## by

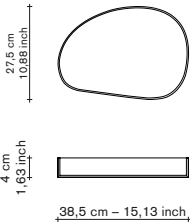
# destroyers/ builders

alu tray —

- material:**  
Manually brushed aluminium, protected with beeswax.
- maintenance:**  
Use a soft, damp cloth to clean it and avoid submerging or soaking it in water. Do not use detergents.
- packaging:**  
Normal packaging

## tray


assemble  
tray aluminium



finishing / colours

V9020412 ● steel grey







glassware and trays

# inner circle by maarten baas

Maarten Baas is renowned for his playful objects that evoke the imperfection of the human hand instead of the straight line of the machine. For his collaboration with valerie\_ objects, it is no different. Inner Circle is a large set of tableware objects, from plate to water can, contriving that typical human and playful Maarten Baas feel. Every object is a materialisation of imperfect circles that Baas drew by hand. The irregular

shapes combine well, making it easy to create an organic composition on the dinner table. 'When a chef does the plating of a dish, he does it with great care but avoids perfect geometry', Baas explains. 'There has to be a certain schwung to it. I created Inner Circle in the same way'.

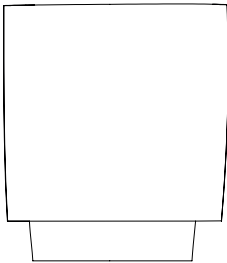







**\_authentic  
thinking  
and creative  
minds are  
at the heart  
of the  
label.**


—maarten  
baas



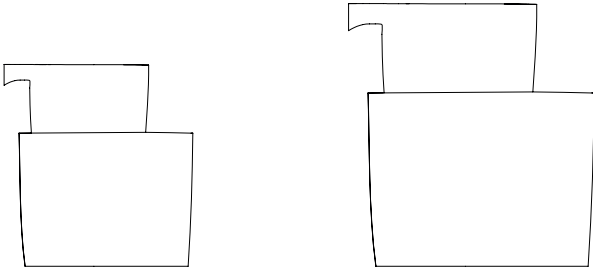


carafe

inner circle  
by maarten baas



valerie\_objects\_inner circle



inner circle  
glass S/M  
carafe S/M/L/XL

# inner circle by maarten baas

inner circle —

materials:

— ceramic

The porcelain is coloured in the mass and fired at 1290°C. A transparent glaze is applied on the inside.

— glass

The double layer glass, transparent on the outside, smoked grey on the inside, is mouth blown. Finished with a laser logo on the bottom and laser cut and polished edges.

— wood

For the trays, solid ash has been finished with a gray paint and a matte transparent varnish for protection.

maintenance:

— ceramic

Dishwasher and microwave proof. We advise to use soft detergents for commercial dishwashers.

To avoid staining on the matt finish, rinse after usage and prior to dishwashing.

— glass

Dishwasher proof. We advise to use soft detergents for commercial dishwashers.

— wood

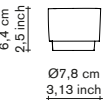
Only wash by hand using a soft sponge and mild detergent.

packaging:

Giftbox packaging

## glass

inner circle  
glass S

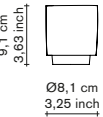


finishing / colours

V9020200

● smokey grey

inner circle  
glass M



finishing / colours

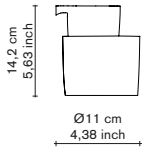
V9020201

● smokey grey



carafe

inner circle  
carafe L

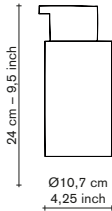


finishing / colours

V9020204

● smokey grey

inner circle  
carafe XL



finishing / colours

V9020205

● smokey grey



destroyers/builders

**maarten baas**

maria scarpulla

**muller van severen**

pierric de coster

**w h i t e   d i r t**

table art

**kitchen**

**accessories**




cutting boards

# cutting boards by muller van severen

Muller Van Severen is infatuated with the material called 'polyethylene' and these cutting boards are a proof of that. "Unlike many other plastics, polyethylene doesn't feel 'dead'." Hannes explains. "It has a soft feel and a certain sensitivity to it." Initially Muller Van Severen planned to simply create a sculpture with this material, call it a tribute. Along the way the sculpture became functionalized. Packed in a beautiful giftbox with

certificate signed by the designers. The result consists of a set of overlaying cutting boards that can be hung against the wall. And so, Fien and Hannes designed a kitchen utensil that doesn't end up hidden in the drawer. Due to the organic shapes of the boards, the set forms an interesting contrast with Muller Van Severen's other soberly designed furniture. "Although it looks like we came up with these shapes in a whim, they are one by

one well thought through", Fien says. "It was a process of minutely choosing which nooks and edges would be visible and which would be overlaid".





cutting  
boards

cutting boards  
by muller van severen


5  
different  
colours  
combinations



valerie\_objects\_cutting boards

valerie\_objects\_cutting boards





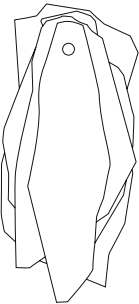
cutting boards  
cutting boards set e



cutting boards  
cutting boards set b



cutting boards  
cutting boards set e



cutting boards  
cutting boards set b

cutting boards

cutting  
boards  
by  
muller  
van severen

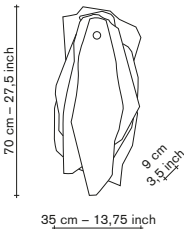
cutting boards —

**material:**  
Polyethelene (15 MM),  
brass wall bracket.

**maintenance:**  
Clean with microfiber  
cloth and water.

**packaging:**  
Giftbox packaging

cutting boards



cutting boards



V9015006A

- finishing / colours
- red
  - pink
  - burgundy
  - black



V9015006B

- finishing / colours
- pink
  - white
  - light blue
  - burgundy



V9015006C

- finishing / colours
- pink
  - burgundy
  - yellow
  - green



V9015006D

- finishing / colours
- pink
  - white
  - yellow
  - green



V9015006E

- finishing / colours
- pink
  - white
  - dark blue
  - green







circles

# circles by muller van severen

"Five circles" consists of three polyethylene and two marble discs, Muller Van Severen's two favorite materials since the beginning. When piled up these five disks, with a diameter of 21cm and a thickness of 2cm, form a colorful sculpture on the dinner table. Their vision: let's not hide the objects we use, let them be part of the interior. set combines white marble, burgundy, green, red and pink marble discs.







five circles

a.




five circles  
five circles set a, b, c, d, e




b.



c.



d.



e.



5  
different  
colours  
combinations

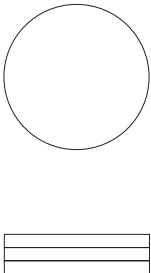






valerie\_objects\_re\_circles

**\_let's  
not hide  
the objects  
we use,  
let them be  
part of the  
interior.** —muller  
van severen



valerie\_objects\_re\_circles



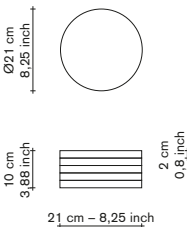
circles

# circles by muller van severen

five circles, re-circles —

<b>material:</b> 2 circles in marble 20 mm thick. 3 circles in polyethelene 20 mm thick.	<b>maintenance:</b> Clean with microfiber cloth + water.	<b>Usage:</b> The 3 polyethylene circles have a temperature limitation of max 70° Celcius / 158° Farenheit.	<b>Packaging:</b> Giftbox packaging
--	--	--	--

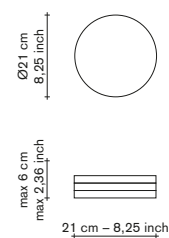
## five circles






five circles

	V9017040	<b>finishing / colours</b> <ul style="list-style-type: none"><li>● brown marble</li><li>● light blue</li><li>● pink</li><li>● white marble</li><li>● green</li></ul>
	V9017041	<b>finishing / colours</b> <ul style="list-style-type: none"><li>● black marble</li><li>● burgundy</li><li>● white marble</li><li>● pink</li><li>● red</li></ul>
	V9017042	<b>finishing / colours</b> <ul style="list-style-type: none"><li>● pink marble</li><li>○ white</li><li>● burgundy</li><li>● light blue</li><li>● black marble</li></ul>
	V9017043	<b>finishing / colours</b> <ul style="list-style-type: none"><li>● pink marble</li><li>● dark blue</li><li>● yellow</li><li>● white marble</li><li>● green</li></ul>
	V9017044	<b>finishing / colours</b> <ul style="list-style-type: none"><li>● white marble</li><li>● burgundy</li><li>● green</li><li>● red</li><li>● pink marble</li></ul>

# three circles



three circles

	<div>V9025300-999</div> <div><div>finishing / colours</div><div><div><div></div> red</div><div><div></div> black marble</div><div><div></div> pink</div></div></div>
	<div>V9025302-999</div> <div><div>finishing / colours</div><div><div><div></div> yellow</div><div><div></div> white marble</div><div><div></div> light blue</div></div></div>
	<div>V9025301-999</div> <div><div>finishing / colours</div><div><div><div></div> dark blue</div><div><div></div> pink marble</div><div><div></div> burgundy</div></div></div>







trivets


# trivets by muller van severen

Just like all of Muller Van Severen's furniture and objects, these trivets are stripped to the bare essence. They consist of nothing more than a thin steel outline of six millimeters thick. "We found that to be the most aesthetic," Hannes explains. "But six millimeters is quite thin. To ensure that the table itself wouldn't get burned while using the trivet, we tested it. We placed a pan full of sizzling hot sausages on the trivet which was placed

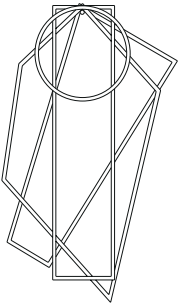

on one of our polyethylene tables — polyethylene can't stand heat. It seemed to work." (laughs) Functionality empirically proven! More importantly is the beauty of these trivets. Once hung on top of each other against the wall, the mix of varying shapes create an abstract work of colored lines. "We chose the shapes and colors very carefully," Fien says. "It must form a whole". That it does.







**trivets**  
trivets set of 4 colour  
trivets set of 4 black



**trivets**  
trivets set of 4 colour



**round trivets**  
trivets set of 5 colour  
trivets set of 5 black



trivets

# trivets by muller van severen

trivets —

**material:**

Steel (6MM), welded  
and grinded by hand,  
powder coated finish.

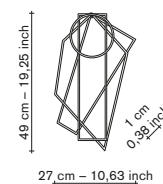
**maintenance:**

Clean with microfiber  
cloth and water.

**packaging:**

Giftbox packaging

## trivets



trivets set of 4



V9015007A

**finishing / colours**

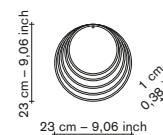
- black
- orange
- mint green
- pink



V9015007B

**finishing / colours**

- black



round trivets set of 5



V9023100-999

**finishing / colours**

- black
- red
- pink
- blue
- green



V9023100-900

**finishing / colours**

- black








cups, jugs, vases

# artifacts by white dirt

Valerie\_objects' latest collection, Artifacts, represents perhaps its most sculptural endeavour to date. Collaborating with the renowned design studio White Dirt from San Francisco — celebrated for its raw, earthy, and poetic style — has resulted in two vases, three caraffes and a cup that harmoniously blend the atmosphere of ancient art with modernism. Each piece crafted by White Dirt is the result of an

intuitive and entirely manual creative process, embracing imperfections similar to weathered and broken ancient sculptures. Yet White Dirt upholds a contemporary view, focusing on the beauty of the rawness of natural materials instead of feeling nostalgic about classical aesthetics. This artful but functional collection reflects on the passage of time, urging us to cherish every moment in the present.





vases  
2 sizes



valerie\_objects\_artifacts



artifacts  
vase I  
vase II



cup

artifacts  
cup I



240

jugs  
3 sizes



artifacts  
by white dirt



artifacts  
jug I  
jug II  
jug III

241

valerie\_objects\_artifacts

cups, jugs, vases

# artifacts by white dirt

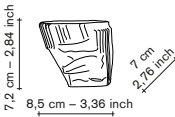
artifacts —

**material:**  
Porcelain.

**maintenance:**  
Clean with microfiber  
cloth and water.

**packaging:**  
Giftbox packaging

cup



cup I



finishing / colours

V9024108-005 ☐ white



vase



vase I



finishing / colours

V9024100-005 ☐ white



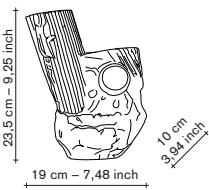
vase II



finishing / colours

V9024102-005 ☐ white

jug

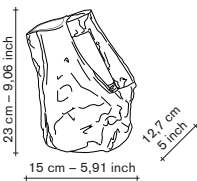


jug I



finishing / colours

V9024103-005 ☐ white

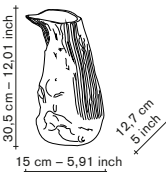


jug II



finishing / colours

V9024105-005 ☐ white



jug III



finishing / colours

V9024106-005 ☐ white







# credits

## **\_art direction**

Veerle Wenes

## **\_photography**

Siska Vandecasteele

Wout Hendrickx

Verne

## **\_graphic identity**

maff.be

## **\_graphic design**

Yuna Vergult

All rights are reserved. No part of this publication may be reproduced, stored in a retrieval system or transmitted in any form or by any means, without the prior written consent of the publisher. An exeption is made for short excerpts which may be cited for the sole purpose of reviews.

# contact

Veldkant 21  
2550 Kontich — Belgium

T +32 3 458 05 82  
F +32 3 458 05 84  
[info@valerie-objects.com](mailto:info@valerie-objects.com)

**\_press**  
[press@valerie-objects.com](mailto:press@valerie-objects.com)



valerie.  
\_objects